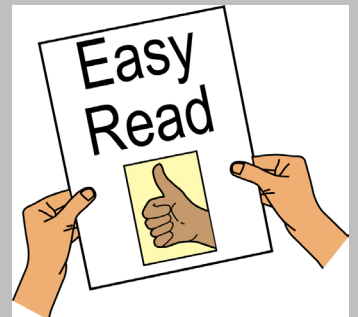


IoPPN Library Overview Tour

📍 De Crespigny Park






Welcome to the IoPPN Library

The IoPPN Library is on the Denmark Hill Campus.

Once you find the building, the library entrance is on the second (2) floor.


To gain access to the building, you will need your King's ID card. 

On your right as you enter the library, there is the Library Information Point.

Library staff on the Information Point and amongst the shelves can be recognised by their purple lanyards or purple shirts.

The shirts and the lanyards have the King's logo on them and clearly say: "Libraries & Collections".









The IoPPN Library is spread across three (3) floors.

The library hosts a variety of study spaces.

It has:

- computer rooms 
- group study rooms  and
- a silent zone  



Quiet

- Please keep any conversations brief and low-volume (whispering level), including no talking on your phone.
- You can consume lidded drinks and cold food.



Silent

- No talking in silent areas (including on your phone) and you should keep other noise to a minimum
- Please move to another zone if you need to talk, eat or undertake other tasks that may impact others' opportunity to study in silence.
- You can consume lidded drinks only, no food permitted.



Discuss



- You can work together and use your phone.
- You can consume lidded drinks and cold food.


Find your Zone

There are three (3) different types of zone in all our libraries.

They are colour-coded and marked with symbols on the Floor Plans as well as on the walls inside the libraries.

Choose a zone that suits your study needs and be mindful of others studying around you.




The IoPPN Library has more than one computer room you can use .


To use a free computer, you just need your King's login details (i.e. K1234567 + your password).

You can find an available PC using the PC-free system.



You can also borrow a laptop from us. .

To borrow a laptop, use your King's ID card at the laptop loan cabinets across from the Library Information Point. .





The IoPPN Library has three (3) group study rooms to use. 🧑🧑🧑



They are all clearly marked with the group study room symbol.

You can book them online using our LibCal system.







The IoPPN Library has many types of study space and reading spots to try out.

They can suit all study styles and we encourage you to try them all out.

That way you can find what works best for you and build a stable routine.



The IoPPN Library is especially famous for its Brain Zone study area.





To find a book, use the Library Search PCs next to the wall near Library Information Point.

The area is marked with the words: 'Library Catalogue'.


Once you have found your book on the Library Search PC, note down its classmark and location.


Then use the directions on the floor plans to get to the book.

Floorplans are attached to the wall next to the Library Search PCs.

A member of the library staff at the Library Information Point can explain this to you more if you need help.







Once you have found the book, use one of the self-service machines and your King's ID Card in front of the Library Information Point to borrow it. 

You will also use one of these machines, when you are returning the book after you have used it.



There are personal printers in the New Hunt's House Library .


The printers can print, copy, and scan items to your personal email.

Just send your documents to 'Follow Me Printing' and they will be released from any working printer across King's through use of your King's ID card. 

The first time you use a printer you will need to register on it.

To register, use your King's ID card on the printer and enter your King's login details (i.e. K1234567 + your password) when asked. 


King's IT has a [quick guide to using the print, copy, scan machines](#)



You can make use of Chargeboxes at the New Hunt's House Library.

They support most chargers and securely charge your device for free.

Each cabinet has its own key.

Make sure your devices is on silent before you put it in the Chargebox. 



A quick snack or meal for library sessions can be grabbed outside of the library.

Just across from the library entrance on the second (2) floor of the IoPPN building there is a canteen, a café, and several vending machines ready and waiting for you.



The Weston Education Centre Library

If you prefer to work longer or later, you can use the Weston Education Centre (WEC) Library.

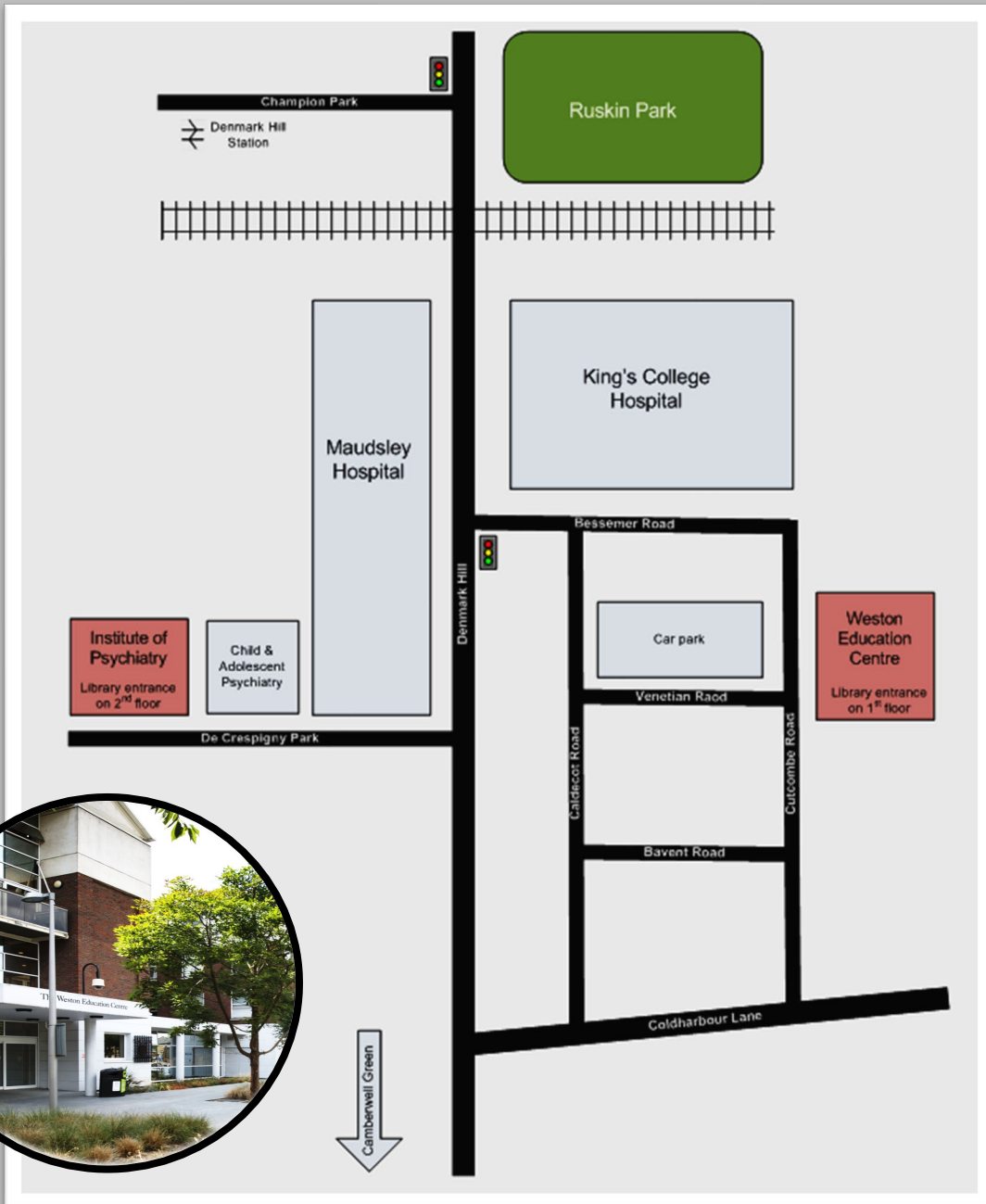
It has 24/7 rooms and can be found in the WEC Building on the Denmark Hill campus.

The WEC building is on the site of King's College Hospital, a 10-minute walk from the IoPPN building.

The WEC Library is on the first (1) floor of the WEC building and can be accessed with your King's ID cards.



A member of the library staff is happy to give you directions to the WEC Library.





Special Collections and Archives

As well as the main collections we also have a Special Collections Library and Archives.

The Foyle Special Collections Library is inside the Maughan Library.

The Archives are inside the Strand Building.

They hold a unique, very important and growing range of archival and printed sources.

kcl.ac.uk/library/collections





Want more information?

When you have the time, go to 'Getting Started' on our Library Guides for more information on how to perform various library tasks.

libguides.kcl.ac.uk/home