



MOVING IN GUIDE

KING'S RESIDENCES

Contents

Before you move in	3
What we supply	4
Bedding Guide	5
What to Bring	6-7
Your Arrival Day	8-9
Your Living Space	10
Undergraduate Programme	11
Postgraduate Programme	12
Your Wellbeing	13
Welfare & Support	14
Get Connected	15



Before you move in



Induction


To ensure your personal safety and that of others, we'll ask you to complete an online induction module.

This module will provide you with everything you need to know about moving in, as well as details about the activities and support available to you as a resident at King's.



Book your arrival slot

Once you've completed your induction, you can book a date and timeslot to arrive at your residence.



Get connected

Start getting to know your residence and community! Join your residence's official Facebook group to find out what fun activities are in store.

Search [residence name] + 2023/24 Official to find your group.

If you have any additional support needs

Our friendly team is available to discuss your needs to ensure everything is in place for your arrival.

If you require any additional support, please contact our team by emailing kingsresidences@kcl.ac.uk

Remember to follow us

Twitter @kingsresidences

Instagram @kingsresilife
@kclgradplus

Facebook @kingsresidences
@kingsresilife

What We Supply

Take it or leave it?

It can be hard to know what to bring when moving into halls, but you should only really need to pack the essentials, like clothes, bedding, towels, and toiletries.

The most common mistake new residents make is bringing more than they need, so when it comes to packing, less is definitely more!



What is already in your residence?

Bedroom

- ✓ Bed, mattress and mattress cover
- ✓ Wardrobe & other storage
- ✓ Desk, chair and lighting
- ✓ Curtains / blinds
- ✓ Mirrors

Kitchen

- ✓ Large appliances
incl. hobs, oven, fridge/freezers, etc.
- ✓ Dining table and chairs
- ✓ Cupboards
- ✓ Microwave
- ✓ Mops, buckets and brooms

On site

- ✓ Card / coin-operated laundry
- ✓ Ironing boards
- ✓ Vacuum cleaners

Appliances

Some residences (e.g. Hayloft Point) provide kettles and toasters.

Therefore, we advise that you check with your new residence beforehand, if you are considering bringing them with you on your move-in day.

Crockery is **not** supplied in any residences, and must be brought with you.

Bedding Guide

Residence	Bed size	Dimensions (cm)
Angel Lane	3/4 Bed Double bed (Studio)	<p>Single Bed 90 x 190</p> <p>3/4 Bed 120 x 190</p> <p>Double Bed 135 x 190</p> <p>Please note: These are estimated dimensions and slight differences may exist. For Vauxhall, the double bed can be in 100~120 x 190 (CM).</p>
Atlas	Single Bed (Non Ensuite) 3/4 Bed or Double Bed (Ensuite & Studio)	
Canada Water	3/4 Bed (All Rooms)	
City	3/4 Bed (All Rooms)	
Great Dover Street	Single Bed (Ensuite) Double Bed (Large Ensuite)	
Hayloft Point	3/4 Bed (All Rooms)	
Julian Markham	3/4 Bed (All Rooms)	
Moonraker Point	3/4 Bed (All rooms)	
Orchard Lisle & Iris Brook	3/4 Bed (All rooms)	
Stamford Street	Single Bed (Standard & Large Ensuite) 3/4 bed (Refurbished Ensuite & Studio)	
Vauxhall	3/4 Bed (Ensuite & Non Ensuite) Double Bed (Studio)	
Wolfson House	Single Bed (All rooms) Double Bed (One Bed Flat)	

A Note on Bedding

We do not provide bedding in any of our residences.

You will need to purchase your own bedding to bring with you. Referring to the table above can assist with this.

If you wish to pre-order your bedding and linen, please visit:

www.studentessentials.co



What to Bring

PACKING CHECK-LIST

- Bedding
- Clothes Hangers
- Cleaning Products
- Toiletries & Toilet Paper
- Towels
- Portable personal electronic & IT equipment
- Crockery, cutlery, pots, pans & kitchen gadget to satisfy your culinary inclinations!
- Chargers / adapters (if your gadgets were purchased outside of the UK)
- Important documents like you ID, passport, any official funding documents pertaining to your course funding/enrolment, etc.

...and if you still have room you might consider packing

- Photos of friends and family
- Smart clothes - for freshers' ball & job interviews
- A map of the city
- An umbrella (this is a necessity!)



Remember to confirm with your residence what type of hob is in your kitchen so you can bring pots & pans that are compatible.

If you're moving into a flat with a shared kitchen, you may want to think about what items you would be happy sharing with your new flatmates. This will help you to build relationships, and to ensure you don't end up



What to Bring

What not to bring

Leaving aside the obvious (including family pets), the following items are not allowed:

- Anything involving naked flame and smoke, such as candles, hookah pipes, incense burners, fairy lights and barbecues
- E-cigarette chargers
- Large items of furniture and electrical appliances
- With the exception of mobility scooters and powered wheel chairs for disabled users, please don't bring a car, moped, electric scooter, motorbike, quad bike, articulated lorry or any other motor vehicle.



Electrical Appliances

If you're bringing electronics from outside the UK, you'll need a three-pin adaptor that complies with the British electrical system (230V, 50Hz) and British Standard BS 1363. The only exceptions are electric shavers, for which there are two-pin plug sockets in bathrooms.

To avoid the hassle (and save space in your luggage) we recommend purchasing any electrical equipment here in the UK when you arrive. Most things, including rice cookers or hair straighteners, are readily available.

Extension leads are okay, as long as they're not overloaded, but block plug adaptors are not.

To ensure that your electrical equipment is in good working order, we offer free Portable Appliance Testing (PAT) shortly after move-in, either at your residence or a residence nearby.



A word of warning: if you're planning to bring a TV, or watching it, you'll need to purchase a TV licence.

Please note that wall-mounting TVs is not permitted.

Your Arrival Day

Moving-in Pathway




Remember to familiarise yourself with the fire evacuation plan

Your residence evacuation plan can be found in your flat. It may be on the back of your flat door, bedroom door, or in the lift lobby.

Make sure you familiarise yourself with the plan and all the nearest fire exits in your flat.

Your kitchen is also equipped with all the necessary fire safety equipment, so you should ensure you know where the equipment is located and how to use it properly.

Ask reception if you're not sure or would like more information.



Find the fire exits
for your flat as soon
as you move in



Find your fire extinguisher
and fire blanket location
within your flat



Ask reception
if you need support with
fire safety equipment



Your Arrival Day

1. Keep to your arrival slots

Each site has a specific number of residents they can welcome per hour/per day. Residents will be asked to remain within their pre-booked arrival slot. If you arrive at the residence without an arrival slot, you'll be allocated a time to return.

2. Plan your journey to the residence

There can be a lot of roadworks in London over the summer, so we recommend checking the traffic news on the BBC or Transport for London's website. Remember to map out your trip ahead of move in day to avoid delays.

3. Arriving at the Residence

There's no parking at our residences, so on move-in days there'll be a stop-and-drop system. If you require parking, you can find the nearest car park on the [NCP website](#).

Remember to never leave your baggage and other personal belongings unattended. If you're new to London, download a journey planning app like Citymapper or Google Maps. These will help you find the best route to your residence and campus.

4. Meet and Greet

Welcome Ambassadors will direct you to where you can unload your belongings. There will be trolleys available to assist with this process.

There's limited space on site, so we'll need students and parents to unload their vehicles swiftly to make room for others. If you think you might need more time to unload, we suggest proceeding to the nearest car park and unloading from there.

5. Unloading vehicles

The Welcome Ambassadors will direct you to the check-in area. You can easily spot King's Residence staff by their red t-shirts and "Ask Me" badges.

6. Check-in

On presentation of a government-issued photo ID (eg, passport or driver's licence) we'll provide you with your flat and room key. Once you have your keys, a Welcome Ambassador will direct you to your block/room.


7. Get to know your household!

Get involved in the welcome activities planned for you by our ResiLife team. Check out the information left in your bedroom and kitchen for details on how to take part.

Your Living Space

It's now time to settle into your new room

You're only going to be here for a year or two and when you move out, someone else will move in. So although it's very tempting to try to recreate your room at home there are some things to bear in mind:



Wall decorations stay well past your residency, so don't go all 60-Minute Makeover on us and start redecorating - that means not attaching anything to the walls, including Blu-Tac, tape, and pins, because walls with holes and patches of chipped paint are an eyesore for whoever is next in your room.

Remember that you are responsible for all damage costs when you do move out.



Space in your room will be limited, so leave chairs, tables, desks, fridges and wardrobes at home. It'll be limited in your wardrobe too, so you will probably struggle to fit in your entire shoe collection. And, because drying clothes causes condensation (and, ultimately, mould) in rooms, please don't bring a clothes drying rack. There are dryers in every residence.

Check over your room

Please take a moment to check that everything is clean and in good working order.

Our staff have worked tirelessly to ensure your accommodation is in tip-top shape before you arrive, but if you find that something isn't working, please report it to a member of your reception team by sending them an email or giving them a call.

You can find their contact details on the poster in your kitchen. We will then make sure this is addressed promptly.

A final reminder:

keep your valuables safe by making sure you lock your room / flat door whenever you leave.



Please ensure that your parcels arrive from when you are in the residence as there is no storage.

We advise you purchase some items locally for ease of travel.

Undergraduate Residents

Build community through engagement.

The ResiLife Programme is run by a friendly team of Community Facilitators, who are students just like you!


Set up to help build communities, ResiLife brings residents together to share interests, increase physical and mental wellbeing, and make friends for life.

Apart from your gym access and BeActive membership, you can find yourself in a creative and fun community by attending ResiLife events!




Get stuck in

Join weekly events like talks, guided meditations, cookery, and art nights, all at your residence! Find out what's on by following us on social media.



Kitchen Hacks



Entertainment



Mindfulness



Tea Talks

Remember to:

✓ Attend our welcome events

Check out the ResiLife Welcome Week calendar and get your favourite events in the diary!

✓ Attend your orientation kitchen talk

Your Community Facilitator will pay you a visit in the next few weeks to introduce themselves and have a chat with you and your flatmates on kitchen etiquette and living with others

✓ Explore

Get to know your residence and the surrounding area. London is an accessible city, so make the most of it!

Postgraduate Residents



The best of King's postgraduate living. Made better.



@KCLGradPlus

We know that our postgraduate students have their own unique needs and aspirations when it comes to accommodation. That's why we created GradPlus, a brand-new programme designed specifically for postgraduates. It is now available to our City and Vauxhall residents.



Wellbeing



Personal Development



Career Progression

Attend GradPlus events


Every academic week, you can expect events tailored for postgraduates such as alumni talks, networking sessions, careers workshops, as well as trips across London and socials with your peers.

Make sure to follow our latest updates on social media and attend whenever you are free!

Unlock your exclusive offers

As part of the GradPlus package, you have free peak access to King's Sport Strand Gym and Waterloo Gym, as well as free BeActive membership during your stay at City or Vauxhall.

Also, remember to enjoy the offers we created exclusively for you in all KCL cafés. Details of these offers will reach you soon via email.



Your Wellbeing

Gym Access

Take care of your physical and mental health by utilising the gym facilities after you move into King's. All our residents enjoy free gym access or discounts for King's Sport gyms.



Residence	Free Access To
Canada Water	On-site Gym
Great Dover Street	On-site Gym
Hayloft Point	On-site Gym
City	Peak: Strand Gym, Waterlook Gym
Vauxhall	
Stamford Street	Peak: Waterloo Gym (on-site) Off Peak: Strand Gym, London Bridge Gym

Check out the [King's Sport website](#) for peak times and details on how to activate your membership for King's Sport gyms. You can also upgrade your off-peak access to peak access with just £40.

In addition, all residents enjoy exclusive discounts for King's Sport gym membership. The membership gives access to three campus gyms located at Strand, Waterloo, and London Bridge.



BeActive

BeActive is the social and recreational activity programme available to all students and staff at King's College London. And it's totally free for our halls members!

With 5-a-side football to yoga, salsa to circus skills, boxfit to crazy golf, there is something for everyone. There will also be exclusive Halls sessions within the residence.

Please note: Students opting to live in University of London halls are not eligible for BeActive Halls but you can purchase a membership for just £30 to attend all Standard sessions all year round.

Activate your membership

You will get an email at the end of September that tells you how to activate your membership and sign up to activities.

Check the BeActive timetable

Once you have activated your membership, remember to check out the BeActive timetable and start booking sessions on the BeActive website. Sessions are bookable three days in advance.



Welfare & Support

Looking out for you

Every Residence has a dedicated team of Welfare Leads who live on site to help look out for you during your stay. They are specially trained to support you and help you adjust to your new home.

Moving to University is a big transition for most of us. It is okay to feel worried, scared, anxious or overwhelmed.

The Welfare team is here to listen and help you navigate this time with confidence. Please feel free to contact them if you fancy a chat or need any help



Contacting Welfare Leads

Residence	Welfare Leads	Phone	Email
Angel Lane	Lujain / Tanzil / Elias	07469 376 849	welfare.al@kcl.ac.uk
Atlas	Charlotte / Laura / Ross	07557 489 275	welfare.atlas@kcl.ac.uk
Canada Water	Imogen / Carolina	07795 917 348	welfare.canada@kcl.ac.uk
City	Laura / Hajera/ Furqaan	07881 917 662	welfare.city@kcl.ac.uk
Great Dover Street	Lazara / Carolin / Madeline	07584 150 851	welfare.gdsa@kcl.ac.uk
Hayloft Point	Yassmin / Ronald	07795 917 350	welfare.hayloft@kcl.ac.uk
Julian Markham	Alina / Hishaam	07584 153 368	welfare.jm@kcl.ac.uk
Moonraker Point	Laura / Lily	07584 153 215	welfare.mrp@kcl.ac.uk
Stamford Street	Xenia / Fatima	07584 145 292	welfare.ssa@kcl.ac.uk
Vauxhall	Katalin / Shakeba	07557 489 271	welfare.vaux@kcl.ac.uk
Wolfson House	Shreyasi / Zeyuan	07787 151 779	welfare.wh@kcl.ac.uk
Orchard Lisle & Iris Brook	Aleks / Catriona	07467 356 928	welfare.olib@kcl.ac.uk

Get Connected

Keep up to date with events, key information and engage with our socials to get the most out of your resident experience.

KING'S RESIDENCES

@kingsresidences



@kingsresilife



GradPlus

@kclgradplus



Tag us

#KingsResilife
#KingsGradPlus

Use these hashtags across any of our socials to show us what you've been enjoying from your King's residential experience.

Write for us

If you're interested in contributing to our [blog](#), get in touch with us on Facebook or Twitter!



WELCOME HOME